



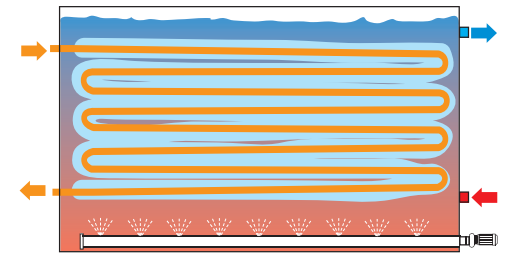
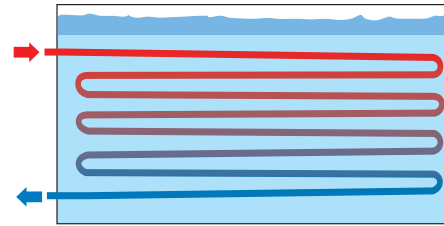
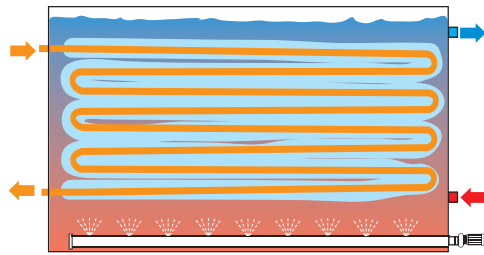
TSU-C/D

TSU-M

TSC



Principle of operation



Capacity

325 - 5060 kWh

647 - 2676 kWh

300 - 5000 kWh

System

External melt

Internal melt

External melt