



BAC participates in the CTI-ECC programme for cooling towers. Check ongoing validity of certificate: www.eurovent-certification.com



www.BaltimoreAircoil.com

FXVS

FXVT

NEXUS

POLAIRIS PLF2

PFI

HXI

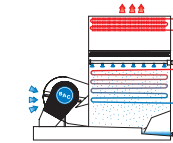
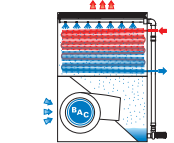
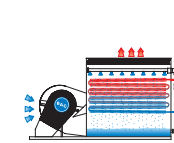
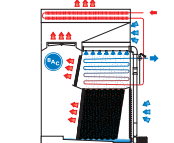
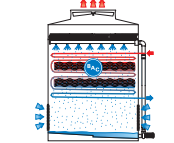
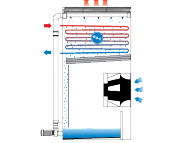
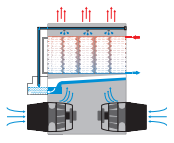
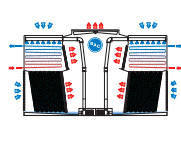
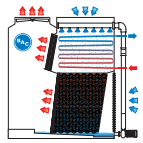
VFL

VXI

HFL



Principle of operation



Capacity

145 - 1890 kW

1430 - 2320 kW

85 - 790 kW

25 - 310 kW

140 - 1465 kW

135 - 1290 kW

70 - 635 kW

20 - 2660 kW

155 - 1870 kW

Configuration

Combined flow

Combined flow

Counterflow

Counterflow

Counterflow

Combined flow

Counterflow

Counterflow

Counterflow

Air entry

Axial fan
Induced draft

Axial fan
Induced draft

Radial fan
Forced draft

Centrifugal fan
Forced draft

Axial fan
Induced draft

Axial fan
Induced draft

Centrifugal fan
Forced draft

Centrifugal fan
Forced draft

Centrifugal fan
Forced draft

Maximum entering fluid temperature

82°C

82°C

82°C

82°C

82°C


82°C

82°C

82°C

82°C

Low sound



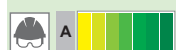

Energy efficiency



Easy maintenance



Operational safety (hygiene)



Water saving



Tab. CCCTv11 EN
© 2023 Baltimore Aircoil International nv



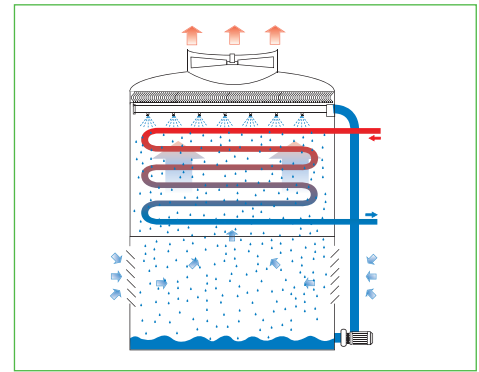
Closed circuit cooling towers

Closed circuit cooling towers

Principle of operation

Closed circuit cooling towers or fluid coolers operate just like the open type, but dissipate the process fluid heat load into the ambient air via a closed circuit heat exchanger. This isolates the process fluid from the outside air, keeping it clean and free of contamination in a closed loop and creating 2 separate fluid circuits:

- An external circuit, in which spray water circulates over the closed circuit heat exchanger and mixes with the outside air.
 - An internal circuit, in which the process fluid circulates inside the closed circuit heat exchanger.
- During the evaporative cooling operation, heat goes from the internal circuit, via the closed circuit heat exchanger to the spray water, and then to the open air as a portion of the evaporating water.



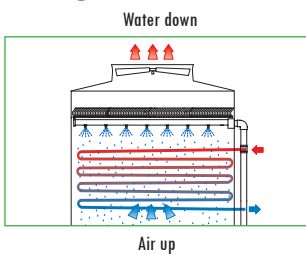
Benefits

- Contaminant-free cooling circuit
- Dry operation in winter
- Reduced system maintenance
- Lower overall system costs thanks to year-round savings on maintenance, water, energy and water treatment

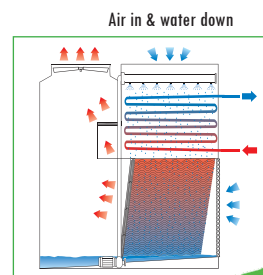
A **unique benefit** for all our closed circuit cooling tower customers:

- the patented Baltibond® hybrid coating

Configurations



Counterflow configuration




Combined flow configuration
Parallel flow of air and water over the coil, crossflow configuration of the fill

BAC PATENTED DESIGN

Pressurized spray system



Fan systems



Radial fan

- can overcome external static pressure, suitable for indoor installations
- inherently quiet and energy efficient



Centrifugal fan

- can overcome external static pressure, suitable for indoor installations
- inherently quiet



Axial fan

- low energy usage

Forced draft

- rotating air handling components are located on the air inlet face at the base of the tower
- easy access for maintenance
- located in dry entering air stream

Induced draft

- rotating air handling components are mounted in the top deck of the unit
- minimal impact of fan noise
- maximum protection from fan icing
- located in the corrosive saturated discharge air stream